

TWL-IS (Integrated Solar) Series Trail Light

TRAIL AND WALKWAY LIGHTING



PROJECT INFORMATION

Project Name _____

Catalog No. _____ Date _____

DESCRIPTION

The ActiveLED® Off-Grid Solar Trail / Walkway Light is fully integrated with solar charger, LED driver and Solar Panel uses energy more efficiently than competing lighting and has a motion sensor option that provides additional energy savings and increases the lifetime of the product.

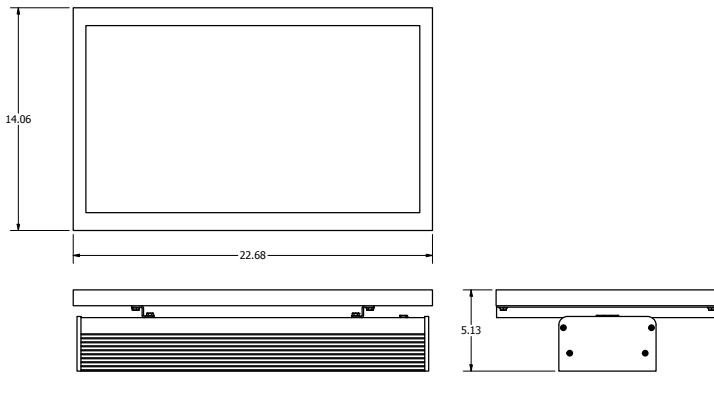
With its patented design and superior LED elements, the ActiveLED Off-Grid Solar Trail and Walkway Light is a reliable light source with a 90,000-hour lumen life, making it a maintenance-free solution for applications where changing drivers and batteries (or the whole fixture) can be hazardous and expensive.

Applications include: Trails, Walkway and Pathway Lighting



TWL-IS Series Trail Light

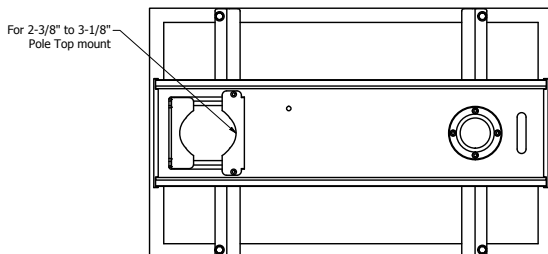
DIMENSIONS



FEATURES

- ActiveREST™ Dimming Technology - Fixture may be automatically dimmed when full light levels are not required. EXAMPLE - Dimming level 40 equates to less than 9% of actual watts being consumed.
- ThermalDRAW™ Cooling Technology - Patented cooling technology ensures LED components will equal or exceed warranty.
- LightSpace® Lighting Controls - Fixture is capable of being programmed and controlled either individually or as part of a lighting zone via remote sensors, switches or building management system (BMS).
- Dusk/Dawn Sensor - Optional photocell allows fixture to automatically turn on or off based on daylight detection.
- IR Receiver Plus Motion - Optional remote passive infrared (PIR) motion sensor with IR receiver for programmable Vacant-to-OFF and Vacant-to-Dim level programming.
- Warranty - 10 Year Warranty on LED elements, fixture housing, and LED Driver.

MOUNTING OPTIONS



LIGHT OUTPUT	WATTS	LUMENS per WATT	LIGHT COLOR (CCT)
2,800 lm	18 W	160 lm/W	5,000 K

ActiveLED®
Energy Efficient Lighting and Controls

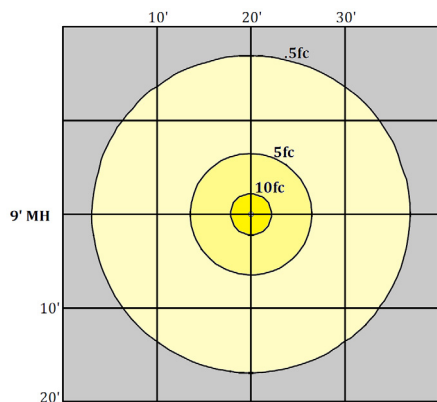
NOTE: Lighting Facts shown for TWL, 18W only.
For more Lighting Facts, visit lightingfacts.com for the Label and Label Reference Guide.



TWL-IS (Integrated Solar) Series Trail Light

TRAIL AND WALKWAY LIGHTING

PHOTOMETRICS



PERFORMANCE DATA

AMBIENT TEMPERATURES	0 HOURS	45,000 HOURS	90,000 HOURS
77°F (25°C)	1.00	0.99	0.99
104°F (40°C)	1.00	0.98	0.96
131°F (55°C)	1.00	0.96	0.92
140°F (60°C)	1.00	0.95	0.90

Projected Lumen Maintenance (TM-21)

NOTE: Calculated using data collected according to LM-80 lumen maintenance on the LED package.

NOTE: Photometrics shown for TWL 18W only. Contact company for photometrics on other sizes.

GENERAL SPECIFICATIONS

Input Voltage	DC Only	LED Optics	IP65 rated, thermally bonded LEDs, Clear Low FE glass lens w/silicone sealing. Patented thermal management mounting system
Input Power	20 Input Watts 18 LED Watts	CCT	2700K, 3000K, 3500K, 4000K, or 5000K
THD	Total Harmonic Distortion (THD) <20% (typical 9.9%)	Housing	Extruded aluminum for enclosure and heat sinking parts, stainless steel hardware
Driver	Integral driver with integrated intelligent controls and integral heat sink	Finish	Powder coated after fabrication
Operating Temperature	-58° F to 149° F (-50° C to 65° C)	Dimensions	22.68" Long, 14.06" Wide, 5.13" Tall (57.6, 35.71cm, and 13.03cm)
Lumen Lifetime	L90/90K Hrs @ 60° C (90,000 Hrs with 90% Luminous Flux)	Weight	15 pounds

WARRANTY

Ten (10) Year Warranty - LEDs, Fixture, and Driver shall conform to its published specifications under normal usage and operating conditions including "no light loss" of more than 10% at the end of the period. LEDs will produce at least 90% of their initial light output with no color shift after 90,000 hours of operation.

LISTINGS AND TESTS

cUL listed driver, UL 1598, CE, suitable for exterior locations. RoHS compliant. IP65 Rated optical assembly. LM-79 and LM-80 info available. Conforms to FCC Part 15.19 Subpart B Class A. Made in USA - ARRA Compliant.

ORDERING INFORMATION

Example: TWL-IS-PT-F50 I8SLD

TWL	IS		F		I8		
Style	Voltage	Mount	Diffuser	CCT	Watts	Color	Options
TWL Trail and Walkway	IS Integrated Solar, DC Only Driver	PT Pole Top Mount	F Clear Low Fe Glass	50 5,000K	I8 18W LED, 20W Max	SL Silver	M Motion + IR Receiver, Programmable
		RM Round Arm Mount		40 4,000K		BK Black	D Standard "Button" Style Dusk
		SP Square Pole Mount		35 3,500K		BR Brown	DM Standard "Button" Style and Motion + IR Receiver, Programmable
		4K Knuckle Tennon Mount		30 3,000K		BZ Bronze	
				27 2,700K		CG Charcoal	
						WH White	
						X Custom	